

Butler's

thoughtful estate agency

Montana Close
South Croydon, CR2 0AT
Guide price £260,000



Montana Close

South Croydon, CR2 0AT

Few apartments come to market that offer as much as Montana Close. Being such a great layout and size, you'll be amazed sitting in your spacious living room that doesn't just have ample room for you to sit back and relax in, but also has space for you to dine, whether it be with family or friends, grabbing breakfast with the kids before work or even when you throw one of your dinner parties.

What's more, all the rooms are incredibly light and airy due to the large windows, with the rear of the property having a great vantage across communal grounds. So, what about the rest of the rooms? Well you'll certainly not be disappointed with the modern kitchen that has more than enough space to cook up a storm in. When it's time to catch up on some sleep, we'll bet that you'll have an amazing nights rest in your large master bedroom that is a sanctuary of style and peace - with you also having integrated wardrobes.

The second bedroom is also a fantastic size and one which is perfect for your kids or friends when they stay, and is certainly big enough for you to also set up your home office in, which is invaluable during these hybrid working times. All the rooms are served by a modern family shower room that you can really chill out and relax in after a hard day of zoom calls!

Outside, the communal gardens wrap around the building, with the property featuring another big bonus - a garage en-bloc.

Lastly we have to mention the location. Situated in a convenient position, you are only a short distance to Sanderstead & Purley Oaks stations, with great amenities close by in both Sanderstead and Purley - with a larger range of shopping & restaurants available nearby in Croydon.





FIRST FLOOR

Hallway


Living/Dining Room
18'4 x 11'1 (5.59m x 3.38m)

Kitchen
11'11 x 6'5 (3.63m x 1.96m)

Bedroom
15'8 x 8'10 (4.78m x 2.69m)

Bedroom
8'10 x 8'8 (2.69m x 2.64m)


Bathroom
6'9 x 6'5 (2.06m x 1.96m)



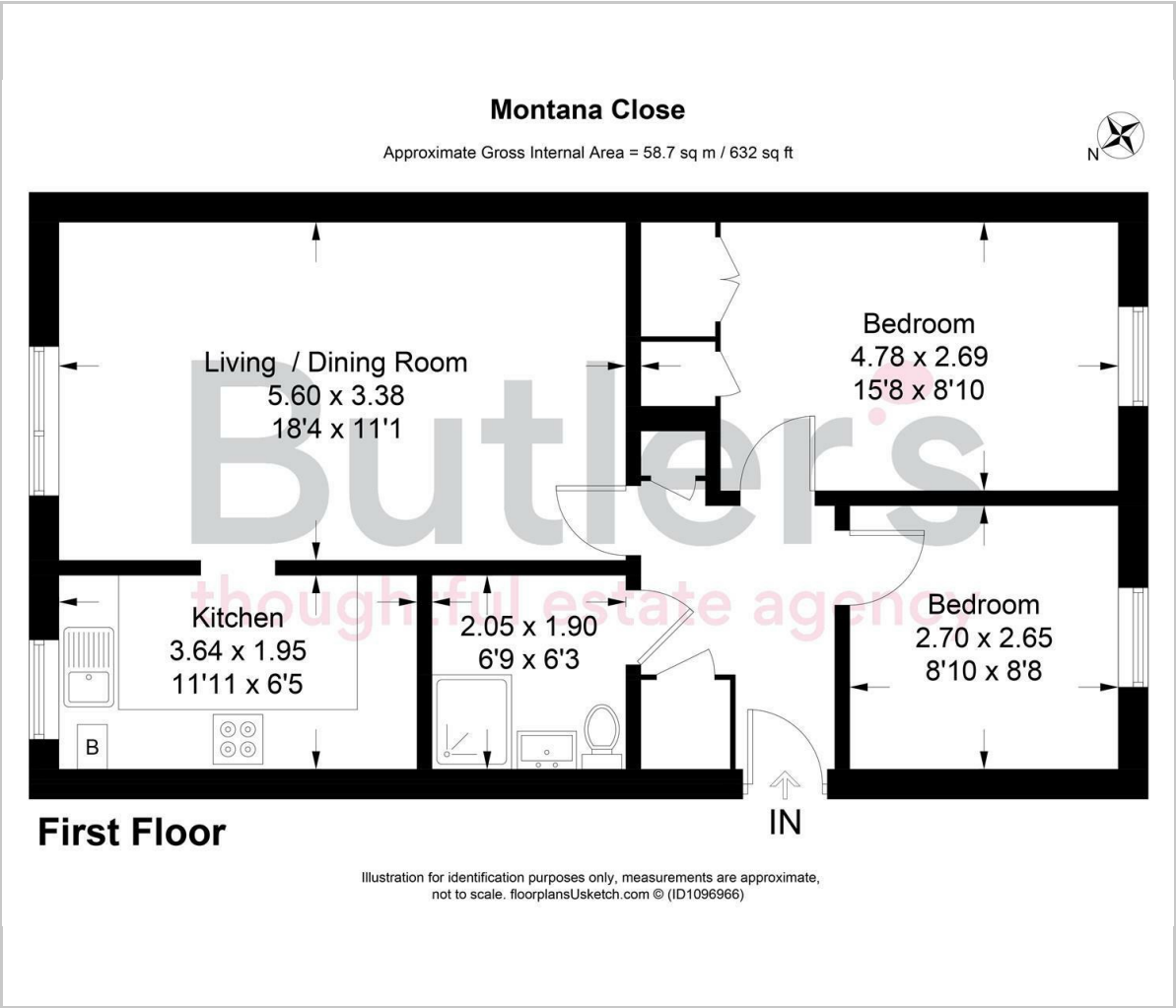
OUTSIDE

Garage en-bloc

Communal Grounds



Floor Plan



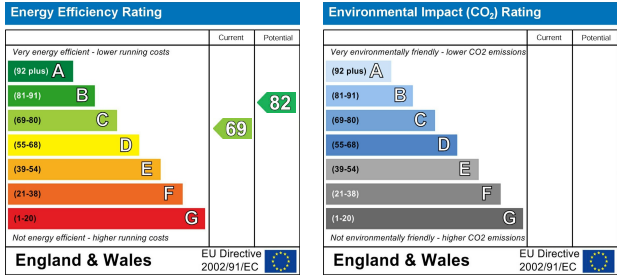
Viewing

Please contact our Butler's Sales Office on 020 39 170 160 if you wish to arrange a viewing appointment for this property or require further information.

Area Map



Energy Efficiency Graph



These particulars, whilst believed to be accurate are set out as a general outline only for guidance and do not constitute any part of an offer or contract. Intending purchasers should not rely on them as statements of representation of fact, but must satisfy themselves by inspection or otherwise as to their accuracy. No person in this firms employment has the authority to make or give any representation or warranty in respect of the property.

18 Sutton Plaza, Sutton, Surrey, SM1 4FS
Tel: 020 39 170 160 Email: hello@butlershomes.co.uk butlershomes.co.uk